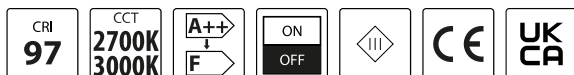


Daphne Parete 20 Led







LUMINA

Tommaso Cimini - Ettore Cimini, 1984



Wall lamp in steel with swivelling arms and 360-degree rotating head for diffused directional light. Lighting source 5W-LED controlled by ON-OFF switch. Wall mount houses the electronic transformer.

FINISHINGS

 Black Soft Touch 3000K - cod. 06L01ST00 2700K - cod. 06L01STK27	 Brushed Nickel 3000K - cod. 06L4400 2700K - cod. 06L44K27
 Matt White 3000K - cod. 06L020P00 2700K - cod. 06L020PK27	 Metallic Bronze 3000K - cod. 06L29MT00 2700K - cod. 06L29MTK27
 Matt Red 3000K - cod. 06L030P00 2700K - cod. 06L030PK27	
 Matt Yellow 3000K - cod. 06L050P00 2700K - cod. 06L050PK27	

ALL RAL COATING AND GALVANIC FINISHES AVAILABLE UPON REQUEST

LIGHT EMISSION

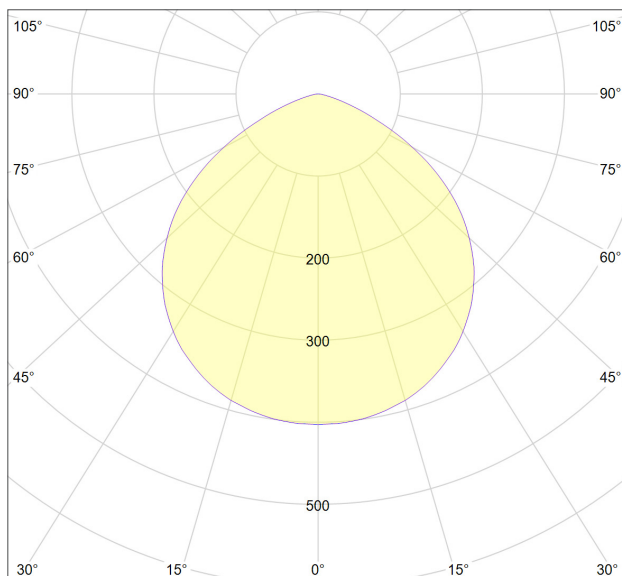
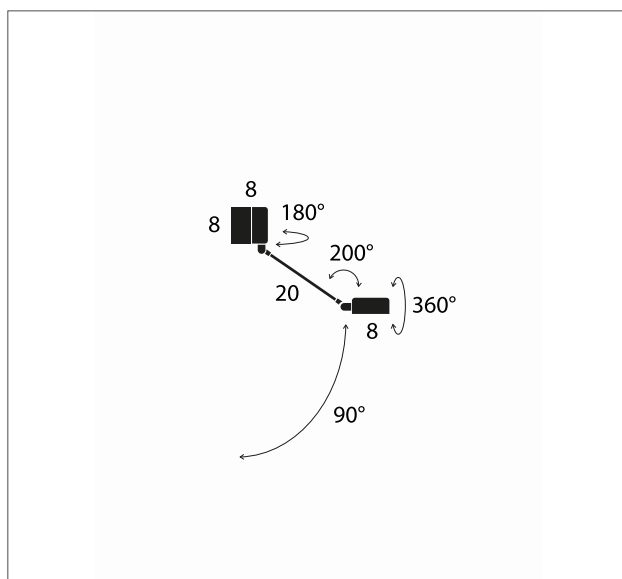
Light source power: 5,45W	Efficacy 3000K: 64lm/W
Power absorption: 6,7W	Source Flux 2700K: 490lm@160mA
Light Emission: Diffuse	Emitted Flux 2700K: 410lm
Light Direction: Directional	Efficacy 2700K: 61lm/W
Light Source: Discrete LED	CCT: 2700/3000K
Source Flux 3000K: 500lm@160mA	CRI: 97
Emitted Flux 3000K: 426lm	Lifetime: >55000h

ELECTRICAL FACTS

Stand-by absorption: <0.5
Mains Voltage: 220/240VAC
Master output: 160mA
Ta max: 40°C

PACKAGING DATA

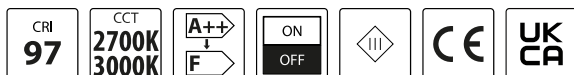
Box dimensions: 44x17x11 cm
Volume: 0,008 m³
Gross weight: 0,7 kg



Daphne Parete 35 Led







LUMINA

Tommaso Cimini - Ettore Cimini, 1984



Wall lamp in steel with swivelling arms and 360-degree rotating head for diffused directional light. Lighting source 5W-LED controlled by ON-OFF switch. Wall mount houses the electronic transformer.

FINISHINGS

 Black Soft Touch 3000K - cod. 05L01ST00 2700K - cod. 05L01STK27	 Brushed Nickel 3000K - cod. 05L4400 2700K - cod. 05L44K27
 Matt White 3000K - cod. 05L020P00 2700K - cod. 05L020PK27	 Metallic Bronze 3000K - cod. 05L29MT00 2700K - cod. 05L29MTK27
 Matt Red 3000K - cod. 05L030P00 2700K - cod. 05L030PK27	
 Matt Yellow 3000K - cod. 05L050P00 2700K - cod. 05L050PK27	

ALL RAL COATING AND GALVANIC FINISHES AVAILABLE UPON REQUEST

LIGHT EMISSION

Light source power: 5,45W	Efficacy 3000K: 64lm/W
Power absorption: 6,7W	Source Flux 2700K: 490lm@160mA
Light Emission: Diffuse	Emitted Flux 2700K: 410lm
Light Direction: Directional	Efficacy 2700K: 61lm/W
Light Source: Discrete LED	CCT: 2700/3000K
Source Flux 3000K: 500lm@160mA	CRI: 97
Emitted Flux 3000K: 426lm	Lifetime: >55000h

ELECTRICAL FACTS

Stand-by absorption: <0.5
Mains Voltage: 220/240VAC
Master output: 160mA
Ta max: 40°C

PACKAGING DATA

Box dimensions: 44x17x11 cm
Volume: 0,008 m³
Gross weight: 0,7 kg

